

Should I heat or should I not

Smart Operation of Wind Turbines in Cold Climate

05.02.2020

René Cattin

Paul Froidevaux, Ulrich Langnickel

Winterwind 2020, Åre, Sweden



To heat or not to heat




Should I heat or should I not

Need to maximise power production





Quelle: [watson.ch/17761403781](https://www.watson.ch/17761403781) (19.02.2015)



need




technology

A standard wind turbine
under icing conditions...

...is stupid, naked, deaf and blind.

Stupid, naked, deaf and blind


SCADA data



Stupid, naked, deaf and blind

SCADA data

Ice detection



Ice detector benchmarks



Senvion MM92 2.05 MW



*Tested rotor icing detectors

Weidmüller  fos4X  eologix 

Not tested



NERGICA

Vestas V90, 1.8 MW



Stor-Rotliden, Sweden

weidmüller, BLADEcontrol (GER, 2005)

wölfel, IDD.Blade (GER, 2012)

fos4X, fos4Ice (GER, 2013)


eologix (AUT, 2015)



Stupid, naked, ~~deaf~~ and blind

SCADA data

Ice detection



Stupid, naked, ~~deaf~~ and blind

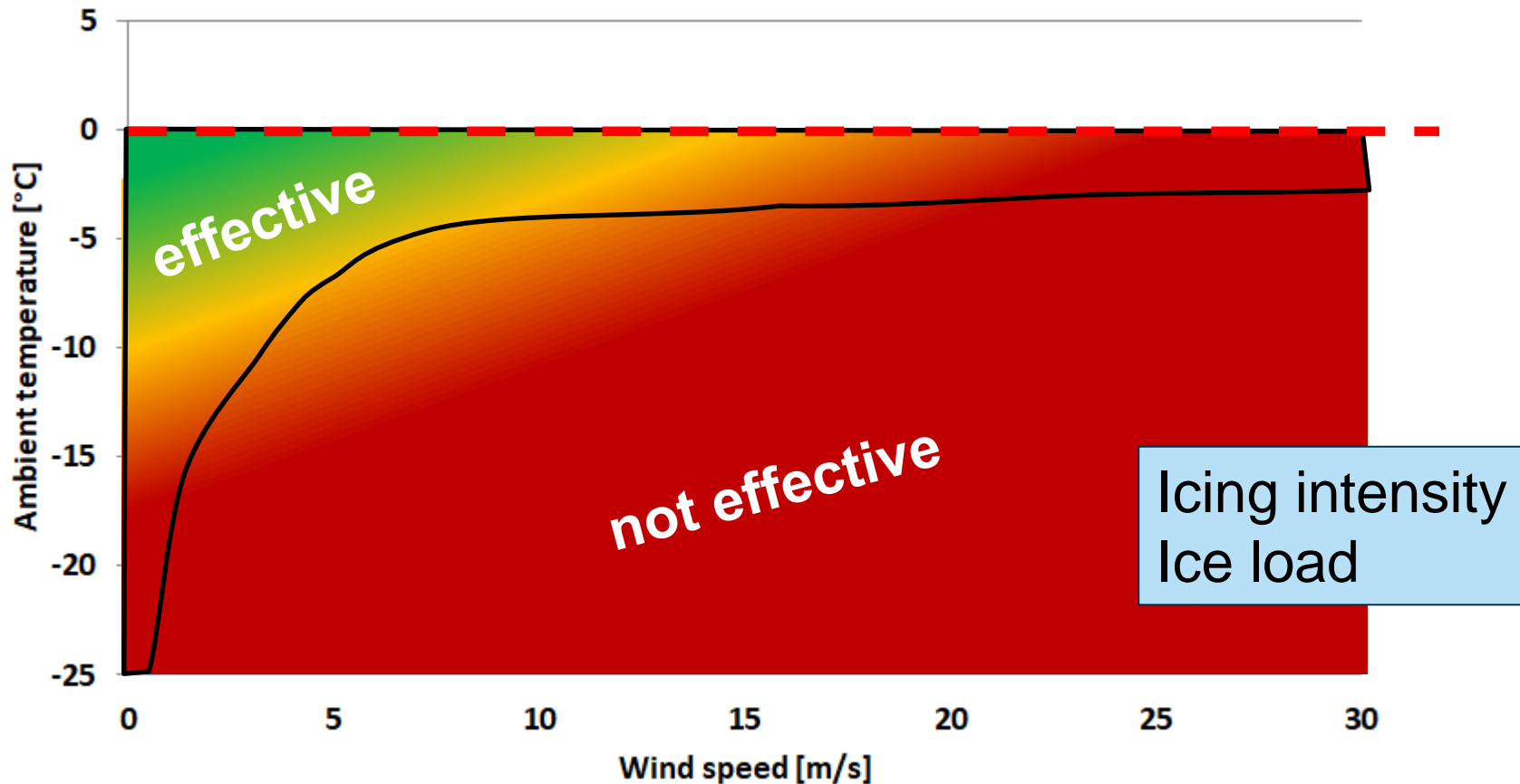
SCADA data

Ice detection



Ice protection system

IPS performance envelope



Stupid, ~~naked~~, ~~deaf~~ and blind

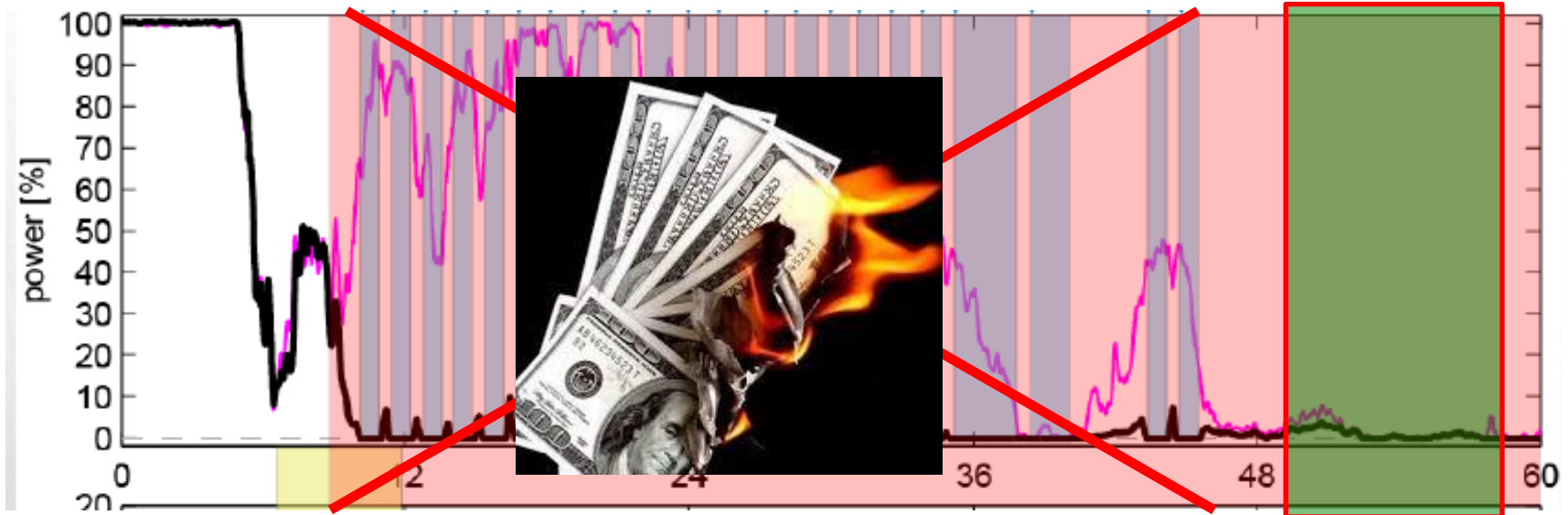
SCADA data

Ice detection



Ice protection system

Stupid, naked, deaf and blind



Source: André Bégin-Drolet, Winterwind 2019

State-of-the-art wind turbines in cold climate
are no more naked nor deaf...

...but they are still blind and stupid.

Should I heat or should I not?

Stupid, ~~naked~~, ~~deaf~~ and blind



SCADA data

Ice detection

Weather Forecast

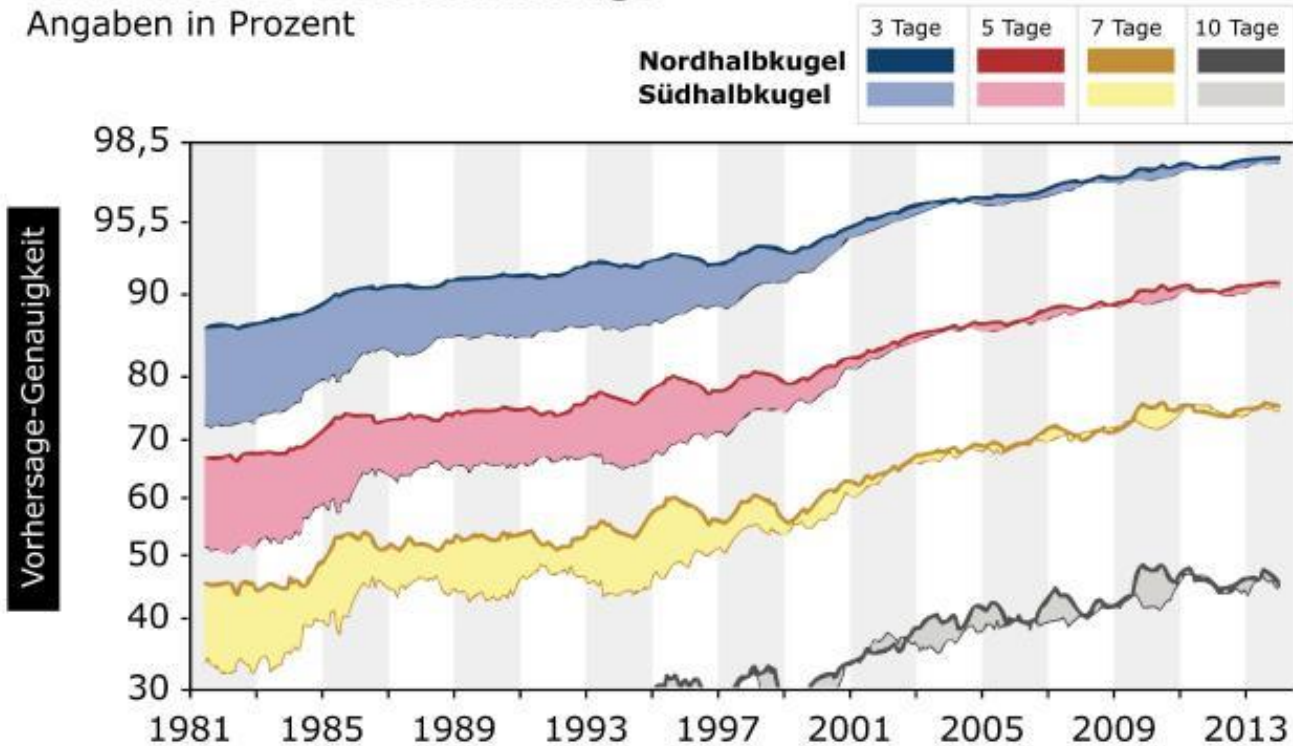
Ice protection system



Accuracy of a weather forecast

Fortschritt der Wettervorhersage


Angaben in Prozent



Quelle: "Nature" / Peter Bauer et al.

Digital weather forecast

Weather yesterday



Weather today



```
<data version="1.0" encoding="UTF-8">
  <response>
    <status>OK</status>
    <code>200</code>
  </response>
  <payload>
    <solarforecast>
      <N_308799>
        <values datetime="2018-07-02 09:00:00">
          <bh>662</bh>
          <dh>92</dh>
          <dni>882</dni>
          <e>717</e>
          <gh>754</gh>
          <gh_max>798</gh_max>
          <tt>19.1</tt>
        </values>
        <values datetime="2018-07-02 10:00:00">
          <bh>771</bh>
          <dh>100</dh>
          <dni>917</dni>
          <e>826</e>
          <gh>871</gh>
          <gh_max>907</gh_max>
          <tt>20.5</tt>
        </values>
      </N_308799>
    </solarforecast>
  </payload>
</data>
```

JSON	Rohdaten	Kopfzeilen
Speichern	Kopieren	
status:		"OK"
statuscode:		200
payload:		
solarforecast:		
308799:		
2018-07-02 15:00:00:		
dh:		75
bh:		633
gh:		709
tt:		24.1
gh_max:		737
e:		649
dni:		904
2018-07-04 18:00:00:		
dh:		99
bh:		40
gh:		140
tt:		23.2
gh_max:		216
e:		97
dni:		157
2018-07-03 04:00:00:		



Machine2machine



Yesterday




Today



Stupid, naked, deaf and blind

Ice detection

SCADA data



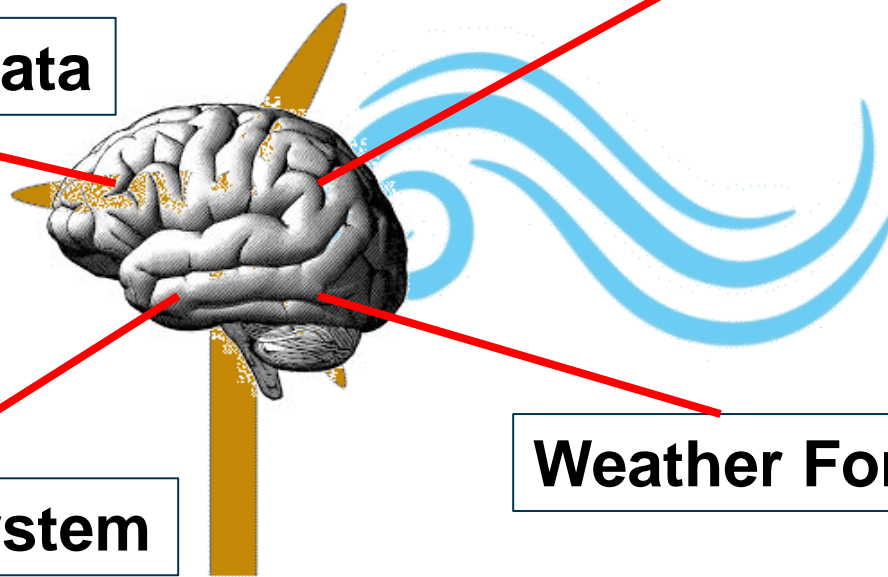
Weather Forecast

Ice protection system

Stupid, naked, deaf and blind

SCADA data

Ice detection



Ice protection system

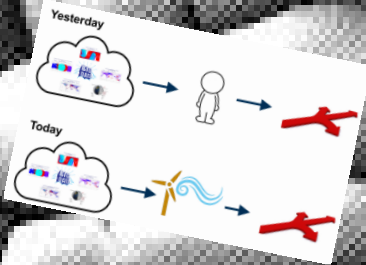
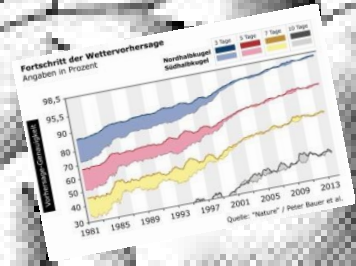
Weather Forecast

What if we Interconnect all components and data streams in **real-time** and combine them with **smart decision making algorithms**?

```

<data version="1.0" encoding="UTF-8">
<response>
<status>OK</status>
<code>200</code>
</response>
<payload>
<!-- solar forecast -->
<!--_CJ_200790-->
<!--values datetime="2018-07-02 09:00:00">
<!--hh>662</hh>
<!--dh>97</dh>
<!--dni>882</dni>
<!--e>717</e>
<!--gh>754</gh>
<!--gh_max>798</gh_max>
<!--t<19.1</t-->
</values>
<!--values datetime="2018-07-02 10:00:00">
<!--hh>771</hh>
<!--dh>100</dh>
<!--dni>917</dni>
<!--e>826</e>
<!--gh>871</gh>
<!--gh_max>907</gh_max>
<!--t<20.5</t-->
</values>

```

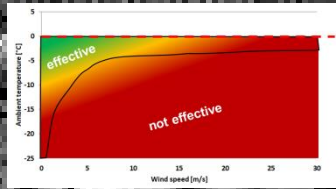



Enercon M40T 2.05 MW

Vestas V90 1.1 MW

Star-Building, Sweden

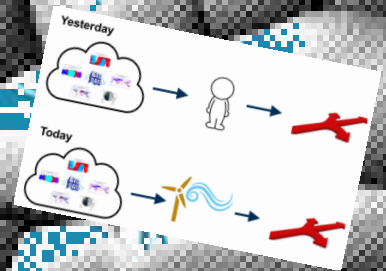
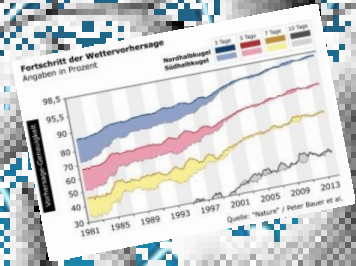
ecologic



```

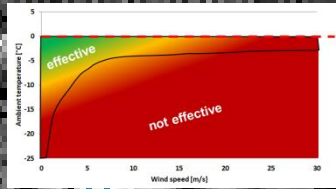
<data version="1.0" encoding="UTF-8">
<response>
<status>OK</status>
<code>200</code>
<response>
<payload>
<star forecast>
<id>308790</id>
<values datetime="2018-07-02 09:00">
<hh>662</hh>
<db>92</db>
<di>882</di>
<eo>717</eo>
<gh>754</gh>
<gh_max>798</gh_max>
<tp>19.1</tp>
</values>
<values datetime="2018-07-02 10:00">
<hh>771</hh>
<db>100</db>
<di>917</di>
<eo>826</eo>
<gh>871</gh>
<gh_max>907</gh_max>
<tp>20.5</tp>
</values>

```

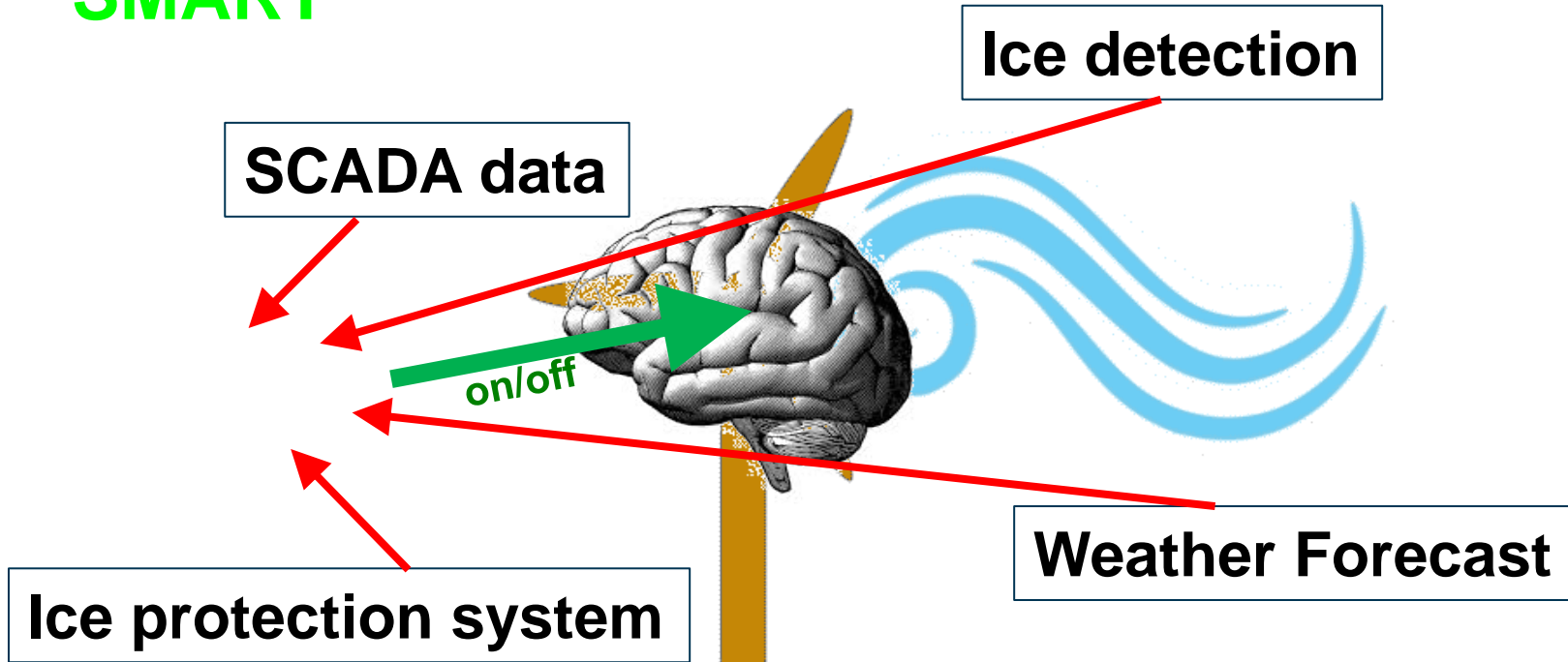



Gewitter MARSZ 2 bis 6 Uhr

Wetter VPO 1 bis 6 Uhr



Stupid, naked, deaf and blind SMART



Stupid, naked, deaf and blind SMART



You may say that I'm a dreamer

But I believe that in the future...

...Winterwind will not only be
about "nuts and bolts"

but also about and "bits and bytes"

CLEVER & SMART





Meteotest
René Cattin
rene.cattin@meteotest.ch
+41 31 307 26 25